

Uttarakhand Environment Protection
and Pollution Control Board
29/20, Nemi Road, Dalanwala, Dehradun(Uttarakhand)



उत्तराखण्ड पर्यावरण संरक्षण एवं प्रदूषण नियंत्रण बोर्ड
29/20, नेमी रोड, डालनवाला, देहरादून (उत्तराखण्ड)

Phone: (0135) 2658085, Fax: (0135) 2718092, E-mail: msukpcb@yahoo.com; Web: www.ueppcb.uk.gov.in

Ref: UEPPCB/HO/ Gen- 433/2019/7991-1384,

Dehradun, 14/01/19,

To

The Chairman
Central Pollution Control Board
East Arjun Nagar
Delhi-32

Sub: Direction under Section 5 of the Environment (Protection) Act, 1986 in Case of Violation of Provisions of the Bio-Medical Waste Management Rules, 2016: Annual Report 2017 regarding.


Sir,

This has reference to the aforementioned directions issued vide letter no B-3101/BMW(2.22)/2018/WMD-I/14157 dated 13.12.2018 received in this office on 29.12.2018 regarding submission of Annual report under Bio-Medical Waste Management Rules for the year 2017.


In this regard, in continuation with the letter of this officer bearing number 7672-1316 dated 03.01.2019, please find enclosed herewith the **copy of Annual Report under Bio Medical Waste Management Rules for the Year 2017.**


Encls: as above.

Yours faithfully


(S.P. Subudhi)
Member Secretary

Copy to Chairman, UEPPCB for kind information please.


Member Secretary



Form IV A
[See rule 12 (2)]

Form for submission of the Annual Report Information on Bio-medical Waste Management (to be submitted by the State Pollution Control Board or Pollution Control Committee and Director General Armed Forces Medical Services to Central Pollution Control Board on or before 31st day of every year for the period from January to December of the preceding calendar year.

1. Name of the Organization : Uttarakhand Environment Protection and Pollution Control Board, dehradun

2. Name of the nodal officer with contact telephone no. & email : DRANKURKANSAL, Mob. 9412992375
kansal2ankur@gmail.com

3. Total no of H/Fs/Occupiers : ~~806~~ 849 ✓

(i) Bedded Hospital & Nursing Home (Bedded) : 593

(ii) Clinics Dispensaries : 136

(iii) Veterinary institutions : -

(iv) Animal house : -

(v) Pathological laboratories : 115

(vi) Clinical establishment : -

(vii) Blood banks : 01

(viii) Research Institutions : 04

(ix) ARLSD : -

(6) Total no. of beds : 9109

(5) Status of authorization

(i) Total no of Occupiers applied for authorization : 323

(ii) Total no of Occupiers granted authorization : 187

(iii) Total no of application under consideration : 136

(iv) Total no of application rejected : 00

(v) Total no of Occupiers in operation without applying for authorization : 533

(6) Quantity of bio-medical waste generated (in kg/day) : 2946

(i) Bio-medical waste generated by bedded hospitals (kg/day) : 2757

(ii) Bio-medical waste generated by non bedded hospital (in kg/day) : 189

(iii) Any other (in kg/day) : Nil

Total : 2946

(1)

AK

(7) Biomedical waste treatment & disposal

(a) Captive bio-medical waste treatment & disposal by ICFs (please enclose details as per annexure I(a))

- (i) No. of ICFs having captive treatment & Disposal facilities : 251
(ii) Total Bio Medical Waste treated & disposal by captive treatment facilities in kg/day : 891

(b) Bio Medical waste treatment & disposal by Common Bio Medical waste treatment facilities :

(Please enclose details as per part 4)

- (i) Number of Common Bio Medical Waste Treatment Facilities in Operation : 02
(ii) Number of Common Bio Medical Waste Treatment Facilities under construction : 00
(iii) Total Bio Medical Waste treated in kg/day : 2946
(iv) Total treated bio medical waste disposal through authorized recyclers (in kg/day) : 2505

(8) Total no. of violation by

- (i) ICFs Bedded & Non bedded : 252
(ii) Common Bio Medical Waste Treatment Facilities : 02
(iii) Others (please specify) : Nil

(9) Show cause notice direction issued to defaulter

- (i) Common Bio medical waste Treated Facilities : 02
(ii) Other : 252

(10) Any other relevant information

- (i) No of workshop/training conducted during this year : 04 (conference)
(ii) No of Occupiers installed liquid waste treatment facility : 15
(iii) No of captive incinerators complying to the norms : 05
(iv) No of Occupiers organized trainings : 01
(v) No of Occupiers conducted bio-medical waste management committees : 00
(vi) No of Occupiers submitted annual reports : 317
(vii) No of Occupiers practicing pre treatment of lab microbiology & Bio-technology waste. : 02
(viii) No. of CBMWTF that have installed Continues Online Emission Monitoring System : 01

Part 2: District-wise Bio-Medical Waste Generation (for the previous calendar year 2017)/

S.No.	Name of State	Name of the District	Bio medical waste Generation (in kg/day)	Existing total bio medical waste treatment capacity (both captive & CBMWTF in kg/day)	
				Equipment	Total
1	Uttarakhand	Udham Singh Nagar	275	Incineration	1630
				Autoclave	85
				Deep Burial	32
				Any Other	-
		Haridwar	438	Equipment	Total
				Incineration	1265
				Autoclave	6170
				Deep Burial	21 39
				Any Other	-

		Dehradun	1097	Equipment	Total
				Incineration	100 kg/hr as CBWTF in Haridwar Dist
				Autoclave	500 Lit/hr as CBWTF in Haridwar Dist 65 Kg/hr
				Deep Burial	58.5
				Any Other	-
		Chamoli	49	Equipment	Total
				Incineration	00
				Autoclave	00
				Deep Burial	49
				Any Other	-
		Uttarkashi	35	Equipment	Total
				Incineration	00
				Autoclave	00
				Deep Burial	35
				Any Other	-
		Tehri	78	Equipment	Total
				Incineration	10 kg/hr
				Autoclave	00
				Deep Burial	72
				Any Other	-
		Rudraprayag	52	Equipment	Total
				Incineration	00
				Autoclave	00
				Deep Burial	52
				Any Other	-
		Pouri	205	Equipment	Total
				Incineration	00
				Autoclave	00
				Deep Burial	205
				Any Other	-
		Nainital	561	Equipment	Total
				Incineration	447.3
				Autoclave	41
				Deep Burial	72.6
				Any Other	-
		Almora	61	Equipment	Total
				Incineration	00
				Autoclave	1.3
				Deep Burial	59.7
				Any Other	-
		Pithoragarh	60	Equipment	Total
				Incineration	00
				Autoclave	5.00

(3)

24

		Bageshwar	19	Any Other	
				Equipment	Total
				Incineration	00
				Autoclave	1.5
				Deep Burial	17.5
				Any Other	
		Champawat	16	Equipment	Total
				Incineration	00
				Autoclave	1.5
				Deep Burial	14.5
				Any Other	



Part 3: Information on HCF having captive treatment facilities (for the previous calendar year 2017)

S.N.	Name & address of the HCFs	Quantity of Biomedical waste generation (in kg/day)					Total installed treatment capacity in (in kg/day)				Total Bio-Medical waste treated in (kg/day)
		Yellow	Red	Blue	White	Total BMW generated (in kg./day)	Inclinator	Autoclave	Deep Burial	Any Other	
Information is enclosed at Annexure-I											

Part 4: Information on Common Bio-Medical Waste Treatment Facilities & Disposal Facilities (for the Year 2017.....)

S. N.	Name & address of the CBWTF with contact person name and telephone no	GPS coordinates	Coverage area in KM	Name of the cities areas covered by CBWTF	Total no of HCFs being covered	Total no of beds covered	Total quantity of BMW collected from member HCFs (in kg/day)	Capacities of treatment equipment installed by CBWFTS			Total Bio-Medical Waste treated (in kg/day)	Method of disposal of treated waste (incineration /ash/sharps/plastics)
								Equipment	Nos.	Total installed (kg/day)		
1.	Global Environmental solution, Kh-560 Lambakhers P.O. Khanpur Tehshell-Gaderpur contact person; Mr.V.D. Singh (Mob.9927025877)	Lat. 23.32 660N Long 77.40 350E	150 km in radius	Kashipur Jaspur, Bazpur, Gadarpur, Rudrapur, Kiccha, Sitarganj Khatima (U.S. Nager)	446 (including 121 under RO kashipur)	3297 (including 1569 under RO kashipur)	1035.6 Kg/day	Incinerator	01	1600	400	Incinerator Ash; Secured land fill
								Plasma pyrolysis	00	00	--	Quantity disposed by
								Autoclaves	01	75	40	Sharps; Secured land fill
								Hydroclave	00	00	--	Plastics ; Recyclable Quantity disposed by Recyclable
								Microwave	00	00	--	
								Shredder	01	200	300	
								Sharps encapsulation or concrete pit	--	--	--	
								Deep burial pits	--	--	--	ETP Sludge
								Any other equipment	--	--	--	Quantity disposed by
								Effluent treatment plant	01	10 KLD	0.5K/D	
Sub Total	04/-	1875/-	740 kg/day + 0.5K/D (U S Nagar)									

2	Medical Pollution Control Committee, Village Mandawar, NH-73, Dehradun Roorkee Highway, Haridwar Dr. V.K. Verma, 09839111510	-	150 Kms radius	Dehradun, Vikasnagar, Rishikesh, Haridwar, Roorkee	579	6570	750 kg/day	Incinerator	01	100kg/Hr	250 kg/day	Incinerator Ash; Disposed by: M/s Bharat Oil & Waste Management Ltd., Laksar	
								Plasma pyrolysis	-	-	--		
								Autoclaves	01	500Lit/Cycle	350kg/day		Sharps; Disposed by: M/s Sagar Battery, Thane
								Hydroclave	-	-	--		
								Microwave	-	-	--		Plastics; Disposed by: M/s Sagar Battery, Thane
								Shredder	01	100kg/Cycle	150 kg/Day		
								Sharps encapsulation or concrete pit	02	--	--		
								Deep burial pits	--	--	--		ETP Sludge disposed by: M/s Bharat Oil & Waste Management Ltd., Laksar
								Any other equipment	--	--	--		
								Effluent treatment plant	01	10 KLD	-		
Sub Total			750kg/day										

- Total No of Transportation vehicles used for collection of bio medical waste on daily basis by the CBMWTF: 13
- List of HCFs not having membership with the CBWTFs & neither having captive treatment facilities : 00
- No. of training organized by the CBWTF operator :03
- No of accidents report by the CBWTF :
 - Reported : Nil
 - Remedial measures taken : Nil

Part 3: Information on health care facilities having captive treatment facilities (for the previous calendar year 2017)

S. No	Name & Address of the Healthcare Facility	Quantity of Bio Medical Waste Generation (in kg/day)					Total Installed Treatment Capacity in kg/day				Total Bio Medical treatment and disposed by healthcare facilities in kg/day					
		Yellow	Red	Blue	White	Boi Medical Waste Generation (in kg/day)	Incinerator	Autoclave	Deep Burial	Any Other						
1	R.K.Sewa Mission Ashram Kankhal	HCFs not submitted Bifurcated quantity of generated BMW as per color code					11	23 KG/HR	-	1	-	Incinerator Deep burial	11			
2	P.H.C., Kota Muradnagar, Haridwar						0.1	-	-	-	1	-	-	-	Deep burial	0.1
3	P.H.C., Lal Dhang, Haridwar						0.35	-	-	-	1	-	-	-	Deep burial	0.35
4	P.H.C., Biharinagar, Haridwar						0.07	-	-	-	1	-	-	-	Deep burial	0.07
5	P.H.C., Pherupur, Haridwar						0.02	-	-	-	1	-	-	-	Deep burial	0.02
6	P.H.C., Imlikhera, Haridwar						0.5	-	-	-	1	-	-	1	Deep burial, Sharp pit	0.5
7	P.H.C., Nanheda, Haridwar						0.5	-	-	-	2 (8 feet depth)	-	-	-	Deep burial, Sharp pit	0.5
8	P.H.C., Jhabreda, Haridwar						0.32	-	-	-	1(6 x 6 feet)	-	-	-	Deep burial	0.32
9	P.H.C., Dandhera, Haridwar						0.32	-	-	-	1(6 x 6 feet)	-	-	-	Deep burial	0.32
10	C.H.C., Narsan, Haridwar						1	-	-	-	1(6 x 6 feet)	-	-	-	Deep burial	1
11	C.H.C., Manglore, Haridwar						2	-	-	-	1(10 x 6 x 6 feet)	-	-	-	Deep burial	2
12	C.H.C., Bhagwanpur, Haridwar						8	-	-	-	1	-	-	-	Deep burial	8
13	P.H.C. Raicee, Haridwar						0.07	-	-	-	1(4 x 6 feet)	-	-	-	Deep burial	0.07
14	P.H.C. Sultanpur, Haridwar						0.04	-	-	-	1(4 x 6 feet)	-	-	-	Deep burial	0.04
15	P.H.C., Landhora, Haridwar						0.32	-	-	-	1(6 x 6 feet)	-	-	-	Deep burial	0.32
16	P.H.C., Mundana, Haridwar						0.1	-	-	-	1	-	-	-	Deep burial	0.1
17	P.H.C., Paniyala, Roorkee						0.43	-	-	-	1(depth 8 feet)	-	-	-	Deep burial	0.43
18	P.H.C., Belda, Haridwar						1	-	-	-	1(depth 8 feet)	-	-	-	Deep burial	1
19	P.H.C., Morgoobpur, Haridwar						0.5	-	-	-	1(depth 8 feet)	-	-	-	Deep burial	0.5
20	P.H.C., Jwalapur, Haridwar						0.38	-	-	-	1	-	-	-	Deep burial	0.38

Am

	P.H.C., Bhikampur, Haridwar			1(4 x 6 feet)	-	Deep burial		
22	P.H.C., Buggawala, Haridwar	0.16	-	-	1	-	Deep burial	0.16
23	P.H.C., Bhalaswaganz, Haridwar	2	-	-	1	-	Deep burial	2
24	Northern Railway Health Unit, Haridwar	0.2	-	-	2	-	Deep burial, Sharp pit	0.2
25	P.H.C., Chandrapuri, Haridwar	0.02	-	-	1(4 x 6 feet)	-	Deep burial	0.02
26	Acharya Shri Ram Sharma Shatabdi Hospital, Haridwar	0.26	-	-	2 (2 mtrs depth)	-	Deep burial, Sharp pit	0.26
27	Shri Madhvendra Hospital, Saptrishi, Haridwar	0.93	-	-	1 (4"x8"x3")	-	Deep burial	0.93
28	P.H.C. Kaliyar, Roorkee	0.5	-	-	1	-	Deep burial	0.5
29	Govt. Veterinary Hospital, Roorkee	1.15	-	-	1	-	Deep burial	1.13

32.39 kg/day

TOTAL= 32.39 kg/day

Am

VI.3: Information on HCF having captive treatment facilities (for the previous calendar year 2017)

Address of the HCFs	Quantity of Biomedical waste generation (in kg/day)					Total installed treatment capacity in (in kg/day)				Total Bio-Medical waste treated in (kg/day)
	Yellow	Red	Blue	White	Total BMW generated (in kg./day)	Inch nator	Autocl ave	Deep Burial	Any Other	
St. Mary's Hospital Bazzpur, Vill. Mundhakula Vill, Post Box No. 24, PO Bazzpur- 262401, Dist. U.S, Nagar Tal Bazzpur (Report Attach)	1.38	0.13	0.2	0.05	1.76	30	10	-	-	1.76
PHC DINDI SEIPUR	0.5	--	--	--	0.5	--	--	0.5	--	0.5
PHC GULABHIOJ	0.5	--	--	--	0.5	--	--	0.5	--	0.5
PHC MOHANPUR	0.5	--	--	--	0.5	--	--	0.5	--	0.5
PHC GADARPUR	1.0	--	0.5	1.0	2.5	--	--	2.5	--	2.5
PHC SAKAINIYA	0.5	--	--	--	0.5	--	--	0.5	--	0.5
SHARMA SURGICAL HOSPITAL NEAR LIC OFFICE RUDRAPUR	0.5	--	0.5	1.0	2.0	--	--	2.0	--	2.0
JOSHIDAI HEALTH CARE HOSPITAL PHIBHIT ROAD KHATIMA	1.0	--	0.5	1.0	2.0	--	--	2.0	--	2.0
RANJOGI N RAY CLINIC NEAR PANCHSHEEL MANDIR RUDRAPUR	1.0	--	--	--	1.0	--	--	1.0	--	1.0
CHC KICHHA	1.0	--	0.5	1.0	2.5	--	--	2.5	--	2.5
TARAPATHOLOGY LABORATORY GANDHI COLONY CIVIL LINE RUDRAPUR	0.5	--	0.5	1.0	2.0	--	--	2.0	--	2.0
MEHAR SINGH HOSPITAL BORING GALI KICHHA	0.5	--	0.5	1.0	2.0	--	--	2.0	--	2.0
CHC KHATIMA	2.0	--	0.5	1.0	3.5	--	--	3.5	--	3.5
PHC SANIIPURI	0.5	--	--	--	0.5	--	--	0.5	--	0.5
CHC BAZPUR	1.0	--	0.5	1.0	2.5	--	--	2.5	--	2.5
PHC HARIPURA HARSAN BAZPUR	1.0	--	--	--	1.0	--	--	1.0	--	1.0
PHC BARIYADALAI BAZPUR	0.5	--	--	--	0.5	--	--	0.5	--	0.5
GOVT. ALOPHATIC HOSPITAL TEHSIL BAZPUR KELAKHERA	1.0	--	--	--	1.0	--	--	0.5	--	0.5
GOVT. ALOPHATIC HOSPITAL TEHSIL BAZPUR JOGIPURA KELAKHERA	1.0	--	--	--	1.0	--	--	1.0	--	1.0
PHC SULTANPUR PATI	0.5	--	--	--	0.5	--	--	0.5	--	0.5
DISTRICT T.B. CLINIC OLD TEM HOSPITAL KICHHA ROAD RUDRAPUR	0.5	--	--	--	0.5	--	--	0.5	--	0.5
HUMIDIM HOSPITAL MURADABAD ROAD KASHIPUR	0.5	--	0.5	1.0	2.0	--	--	2.0	--	2.0
APHC BANNA KHERA	1.0	--	--	--	1.0	--	--	1.0	--	1.0
JOSHI HOSPITAL 35/1 DID2 CIVIL LINE RUDRAPUR	0.5	--	0.5	1.0	2.0	--	--	2.0	--	2.0
Total										33.76

Box

Q

Information on HCFs having Captive treatment facilities (For the Year -2017)

Annexure - II

S.N	Name & Address of the of HCF	Quantity of Bio-medical waste Generation (in kg/D)	Total treated capacity in kg/d					Total bio-medical waste treated and disposed by Health Care Facility in kg/day				
			Yellow	Red	Blue	White	Total BmW generate (kg/d)	Incinerator (100kg/h)	Autoclave (110litr/batch)	Deep Burial	Any Other	
1	Anjali Hospital Almora	1	1	0.5	0.4	2.9	2.9					
2	M.N Srivastava Hospital Kanikhet	1.5	2.5	3	0.8	7.8	7.8					
3	Sushila Tiwari Hospital Haldwani	67.3	10	0.7	0.1	78.1	100kg/h	60litr/batch				50
4	Jeevandaan Medical centre Haldwani	0.4	1	0.5	0.2	2.1				2.1		216
5	ADD PHC Peerumadara Nainital	0	0.4	0.5	0.2	1.1					1.1	
6	ADD PHC Kaniya Ramnagar Nainital	0	0.4	0.5	0.2	1.1					1.1	
7	CHC Kaladunji Nainital	0.4	0.8	0.5	0.2	1.9				1.9		
8	Aarohi Hospital Satoli	0	0.4	0.5	0.2	1.1					1.1	
9	PHC Baijparao Nainital	0	0.5	0.5	0.2	1.2					1.2	
10	Chitid Clinic Kanikhet	0	0.2	0.2	0.1	0.5					0.5	
11	Jeevan Jyoti Hospital, Mall Road Almora	2	1.5	1	0.2	4.7					4.7	
12	Distt. Hospital H.G. Pant Almora	5	4	3	0.5	12.5					12.5	
13	Goverdhan Tiwari Govt. Hospital Almora	12.5	11	9	2.5	35					42	
14	Dr. N.S Chauhans Medical & Heart Centre Almora	0	1	1	0.5	2.5					2.5	
15	B.D Pandey Hospital (M) Pithoragarh	8	9	7	1.5	25.5		50litr/batch			25.5	
16	Women Hospital Pithoragarh	12	7	2	0.5	21.5					21.5	
17	T.B Hospital Pithoragarh	2	3	1	0.5	6.5					6.5	
								Total				344

crijosh
shy

18	Renu Jaydsh Hospital Pithoragarh	0.7	2	1	0.3	4	4
19	Bisht Clinic Pithoragarh	0.3	1.5	1	0.2	3	3
20	PHC Kausani Bageshwar	0	0.5	0.5	0.2	1.2	1.2
21	CHC Bajinath Bageshwar	1.5	2	2	0.4	5.9	5.9
22	PHC Kandhar Bageshwar	0	0.5	0.2	0.2	0.9	0.9
23	Mayawati Charitable Hospital Lohaghat	0.7	1	2	0.5	4.2	4.2
24	V M J Women Hospital Almora	6	4	2	1.5	13.5	13.5
25	S L Saha Distt hospital Bageshwar	5	3	1	0.5	9.5	9.5
26	Combind hospital Tanakpur	5	2	1	0.5	8.5	8.5
27	Add PHC Chorgaliya Nainital	0	0.5	0.5	0.5	1.5	1.5
28	Combind hospital padampuri	0.7	1	1	0.5	3.2	3.2
29	Dr Bangari Clinic Ranikhet	0.8	1	0.2	0.1	2.1	2.1
30	B D Pandey (M) hospital Nainital	0.5	3	2	1.5	7.0	7.0
31	SAD Kathgodam Nainital	0	0.5	0.5	0.2	1.2	1.2
32	P H C Jakhara	0	0.5	0.5	0.2	1.2	1.2
33	S A D Banbhupura	0	0.5	0.2	0.2	0.9	0.9
34	P H C Bhucental	0	0.5	0.5	0.2	1.2	1.2
35	CHC Bhowali	1.5	2	1	0.2	4.7	4.7
36	T.B Hospital Gethiya	0.5	5	8	1.5	15	15
37	S.A.D Khanshyu Nainital	0	0.5	0.5	0.2	1.2	1.2
38	ADD PHC Bihoriya	0	0.5	0.5	0.1	1.1	1.1

Cripko

stf

Part-3 Information on HCFs having captive treatment facilities (for the year 2017)

Sl. no.	Name & address of HCF	Quantity of Bio-Medical Waste generation in (kg/day)					Total bio-medical waste generated(in kg/day)	Total installed treatment capacity in kg/day					Total Bio-Medical Waste treated in kg/day
		Yellow	Red	Blue	White			Incin erator	Autoclave	Deep burial	Any other		
1	CHC, Sharya Dehradun	3	1.5	0.5	1	6			6		6		
2	CHC Vyas nagar, Dehradun	4	1.5	1	1	7.5			7.5		7.5		
3	BSNA Hospital, Mussorie	1	0.5		0.5	2			2		2		
4	Primary Health Center, Mehu wala, Dehradun.	0.1	0.5	0.3	0.1	1			1		1		
5	Primary Health Center, Paschimwala, Dehradun	0.1	0.4	0.3	0.2	1			1		1		
6	Primary Health Center, Nehru gram, Dehradun	0.1	0.5	0.3	0.1	1			1		1		
7	Primary Health Center, Rajawala Dehradun	0.1	0.4	0.4	0.1	1			1		1		
8	Primary Health Center, Rajawala Dehradun	0.1	0.5	0.3	0.1	1			1		1		
9	Primary Health Center, Tuni	0.1	0.5	0.3	0.1	1			1		1		
10	CHC, Landura Mussorie, Dehradun	3.5	2	1	1	7.5			7.5		7.5		
11	Primary Health Center, Barawala, Dehradun.	0.1	0.5	0.1	0.3	1			1		1		
12	Primary Health Center, Bhagwanpur, Dehradun.	0.1	0.6	0.2	0.1	1			1		1		
13	Primary Health Center, Chhinderwala, Dehradun.	0.2	0.5	0.1	0.2	1			1		1		
14	Primary Health Center, Harburpur, Dehradun.	0.2	0.4	0.2	0.2	1			1		1		
15	Primary Health Center, Kalsi, Dehradun.	0.2	0.5		0.3	1			1		1		
16	Primary Health Center, Naya Gaon Palao, Dehradun.	0.1	0.6	0.1	0.2	1			1		1		
17	Primary Health Center, Ranjhawala, Dehradun.	0.2	0.5	0.1	0.2	1			1		1		
18	Primary Health Center, Rudarpur, Dehradun.	0.2	0.4	0.1	0.3	1			1		1		
19	Primary Health Center, Bhanjwala, Dehradun.	0.1	0.5	0.1	0.3	1			1		1		
20	Primary Health Center, Dudhali, Dehradun.	0.2	0.5	0.1	0.2	1			1		1		
21	Sanctioned, ulak road, picture palace, mussorie, dehradun	0.1	0.2	0.1	0.1	0.5			0.5		0.5		
22	Sent Merry Hospital, mussorie, Dehradun	7	3	2	2	14			14		14		
23	Primary Health Center, Thharo	0.2	0.5		0.3	1			1		1		
24	Landour community Hospital Mussorie	2	0.5	0.5	1	4			4		4		
25	Govt District Hospital, Gopeshwar, Chamoli	9.5	6	3	1	19.5			19.5		19.5		
26	Community Health Center, Joshimath	3	1	0.85	1	5.85			5.85		5.85		
27	Community Health Center, Karanprayag	2.85	1	1	1	5.85			5.85		5.85		
28	Community Health Center, Tharai	2	1.5	1	1	5.85			5.85		5.85		
29	Primary Health Center, Narayan Bagad	0.2	0.4		0.18	0.78			0.78		0.78		
30	Community Health Center, Garrand	1	3	0.5	1.35	5.85			5.85		5.85		
31	Primary Health Center, Ghai	0.1	0.5		0.15	0.75			0.75		0.75		
32	Primary Health Center, Pokhri	0.1	0.5		0.18	0.78			0.78		0.78		

hv

Secretary

33	Primary Health Center, Chopla	0.1	0.4	0.1	0.18	0.78	0.78	0.78	0.78	0.78	0.78	0.78
34	Primary Health Center, Gouchar	0.1	0.5	-	0.18	0.78	-	-	-	0.78	-	0.78
35	THDC, Ppakoli, Chamoli	0.05	0.1	-	0.05	0.2	-	-	-	0.2	-	0.78
36	Jai prakash power venture Ltd, Joshimath, chamoli	0.2	1	0.1	0.2	1.5	-	-	-	1.5	-	0.2
37	H.I. Devsan-1, par nasir bazzar, tharali, chamoli,	0.002	0.005	-	0.003	0.01	-	-	-	0.01	-	0.01
38	H.I. Devsan-2, super nasir bazzar, tharali, chamoli,	-	0.01	-	-	0.01	-	-	-	0.01	-	0.01
39	Primary Health Center, Tharali	0.05	0.3	0.05	0.1	0.5	-	-	-	0.5	-	0.01
40	Govt District Hospital, Uttarkashi	11.5	4	2	2	19.5	-	-	-	19.5	-	0.5
41	Community Health Center, Purola	2.5	1.35	1	1	5.85	-	-	-	5.85	-	19.5
42	Community Health Center, Naugaon	2.85	1	1	1	5.85	-	-	-	5.85	-	5.85
43	Primary Health Center, Dunda	0.1	0.5	0.08	0.1	0.78	-	-	-	0.78	-	5.85
44	Primary Health Center, Chinyaisond	0.1	0.4	0.1	0.18	0.78	-	-	-	0.78	-	0.78
45	Primary Health Center, Bhawan	0.1	0.4	0.1	0.18	0.78	-	-	-	0.78	-	0.78
46	Primary Health Center, Baikot	0.1	0.5	-	0.18	0.78	-	-	-	0.78	-	0.78
47	Primary Health Center, Baikot	0.05	0.2	-	0.05	0.3	-	-	-	0.3	-	0.78
48	Primary Health Center, Moni	-	0.3	-	0.2	0.5	-	-	-	0.5	-	0.3
49	Primary Health Center, Arakot	-	1	-	0.3	1.5	-	-	-	1.5	-	0.5
50	Primary Health Center, Blamkhal	0.2	1	-	0.3	7.5	-	-	-	7.5	-	1.5
51	Community Health Center, Baleswar	1	4	1	1.5	7.5	-	-	-	7.5	-	7.5
52	Community Health Center, Hindolakhali Tehri	4.5	2	1	-	7.5	-	-	-	7.5	-	7.5
53	Community Health Center, Thayur	3	2.5	2	-	7.5	-	-	-	7.5	-	7.5
54	Govt. Dist. Hospital, Bauradi Tehri	3	1	1	-	5	-	-	-	5	-	5
55	Govt. Suman Hospital, Narendar Nagar Tehri	6	2	2	2	12	-	-	-	12	-	12
56	Koleswar desperency, Koleswar, Tehri gathwal	-	0.2	-	-	0.2	-	-	-	0.2	-	0.2
57	Sivarama Charetable hospital, muniki rei, Tehri gathwal	3.5	2	1	1	7.5	-	-	-	7.5	-	7.5
58	Primary Health Center, Madan Negi	0.1	0.5	-	0.18	0.78	-	-	-	0.78	-	0.78
59	Primary Health Center, Anganisan	0.1	0.5	-	0.18	0.78	-	-	-	0.78	-	0.78
60	Primary Health Center, Budakedar	0.1	0.5	-	0.18	0.78	-	-	-	0.78	-	0.78
61	Primary Health Center, camiyala	0.1	0.5	-	0.18	0.78	-	-	-	0.78	-	0.78
62	Primary Health Center, Charba Tehri	0.1	0.5	-	0.18	0.78	-	-	-	0.78	-	0.78
63	Primary Health Center, Chham, Tehri	0.1	0.5	-	0.18	0.78	-	-	-	0.78	-	0.78
64	Primary Health Center, Dharkot	0.1	0.5	-	0.18	0.78	-	-	-	0.78	-	0.78
65	Primary Health Center, Fharkot	0.1	0.5	-	0.18	0.78	-	-	-	0.78	-	0.78
66	Primary Health Center, Ghutu	0.1	0.5	-	0.18	0.78	-	-	-	0.78	-	0.78
67	Primary Health Center, Huranakhal	0.1	0.5	-	0.18	0.78	-	-	-	0.78	-	0.78
68	Primary Health Center, Jhakridhar Tehri	0.1	0.5	-	0.18	0.78	-	-	-	0.78	-	0.78
69	Primary Health Center, Kuthi Nagar Tehri	0.1	0.5	-	0.18	0.78	-	-	-	0.78	-	0.78
70	Primary Health Center, Lambgaon Tehri	0.1	0.5	-	0.18	0.78	-	-	-	0.78	-	0.78
71	Primary Health Center, Nainbag, Tehri	0.1	0.5	-	0.18	0.78	-	-	-	0.78	-	0.78
72	Primary Health Center, Nandgaon, Tehri	0.1	0.5	-	0.18	0.78	-	-	-	0.78	-	0.78
73	Primary Health Center, Pikhli, Tehri	0.1	0.5	-	0.18	0.78	-	-	-	0.78	-	0.78
74	Primary Health Center, Pratap Nagar, Tehri	0.1	0.5	-	0.18	0.78	-	-	-	0.78	-	0.78

THDC Hospital, Bhagritipuram, Tehrigarhwal	2	1	3	-	6	6	6	6
76 Christian Hospital, Chamba Tehri	2	1	2	1	6	6	6	6
77 Additional Primary Health Center, Ghimloli	0.1	0.4	0.1	0.15	0.75	0.75	0.75	0.75
78 Additional Primary Health Center, Kherakhai	0.1	0.4	0.1	0.15	0.75	0.75	0.75	0.75
79 Additional Primary Health Center, Phata	0.1	0.4	0.1	0.15	0.75	0.75	0.75	0.75
80 APHC Chandra Nagar	0.1	0.4	0.1	0.15	0.75	0.75	0.75	0.75
81 APHC Chopra	0.1	0.4	0.1	0.15	0.75	0.75	0.75	0.75
82 Community Health Center, Agastyamuni	3	2	1.5	1	7.5	7.5	7.5	7.5
83 Community Health Center, Jakholi	4	1.5	1	1	7.5	7.5	7.5	7.5
84 Govt Dist Hospital Rudraprayag	8	6	3.5	1	18.5	7.5	7.5	7.5
85 Primary Health Center, Ukhimath	0.1	0.4	0.1	0.15	0.75	18.5	7.5	7.5
86 Bohra Nursing Home, Rudraprayag	2	2	1	-	5	0.75	18.5	7.5
87 IAS Jyotshpeeth Charity Hospital Trust, Rudraprayag	4	4.5	3.5	-	12	5	18.5	0.75
88 Rani Poly Clinic, Rudraprayag	0.05	0.1	-	0.05	0.2	12	5	0.75
89 Dev bhoomi Orthopedic and Trauma center, Rudraprayag	0.1	0.4	0.1	0.15	0.75	12	0.2	12
90 Jan kalyan Hospital, Rudraprayag	-	0.3	-	0.1	0.4	0.75	0.2	0.2
91 Govt Combined Hospital, Kotwar	13	9	3	1	26	0.4	0.75	0.75
92 Govt Combined Hospital, Sinagar	6	4	2	1	13	26	26	0.4
93 Govt Dist Hospital, Pauri	16	10	5	2	33	13	13	26
94 H N B Base Hospital, Sinagar	12	8	4	1	25	33	33	13
95 District Govt. Women Hospital, Pauri	3	2	1.1	1	7.5	25	25	33
96 BEL Hospital, Kotwar	2	1.5	1.5	0	5	7.5	7.5	25
97 Community Health Center, Beronkhal, Pauri	3.5	2	1	1	7.5	5	7.5	7.5
98 Community Health Center, gairsand	4.5	2	1	1	7.5	7.5	7.5	5
99 Community Health Center, Naindanda, Pauri	2.5	3	1	-	7.5	7.5	7.5	7.5
100 Community Health Center, Pabo, Pauri	3	2	1.5	1	7.5	7.5	7.5	7.5
101 Community Health Center, Thalisain	5	1.5	1	-	7.5	7.5	7.5	7.5
102 Primary Health Center, chilyanisain	0.1	0.4	0.1	0.15	0.75	7.5	7.5	7.5
103 Primary Health Center, Dadamandi, Pauri	0.1	0.4	0.1	0.15	0.75	7.5	7.5	7.5
104 Primary Health Center, Dugadda, Pauri	0.1	0.4	0.1	0.15	0.75	0.75	0.75	0.75
105 Primary Health Center, Jahnikhal, Pauri	0.1	0.4	0.1	0.15	0.75	0.75	0.75	0.75
106 Primary Health Center, Khirsu, Pauri	0.1	0.4	0.1	0.15	0.75	0.75	0.75	0.75
107 Primary Health Center, Kol, Pauri	0.1	0.4	0.1	0.15	0.75	0.75	0.75	0.75
108 Primary Health Center, Lansdon	0.1	0.4	0.1	0.15	0.75	0.75	0.75	0.75
109 Primary Health Center, Patsain, Pauri	0.1	0.4	0.1	0.15	0.75	0.75	0.75	0.75
110 Primary Health Center, Persundakhal, Pauri	0.1	0.4	0.1	0.15	0.75	0.75	0.75	0.75
111 Primary Health Center, Pokhira, Pauri	0.1	0.4	0.1	0.15	0.75	0.75	0.75	0.75
112 Primary Health Center, Rikhnikhal, Pauri	0.1	0.4	0.1	0.15	0.75	0.75	0.75	0.75
113 Primary Health Center, Advani	0.1	0.4	0.1	0.15	0.75	0.75	0.75	0.75
114 Primary Health Center, Chakissain, Pauri	0.1	0.4	0.1	0.15	0.75	0.75	0.75	0.75
115 Primary Health Center, Bajero	0.1	0.4	0.1	0.15	0.75	0.75	0.75	0.75
116 Primary Health Center, Betalidar	0.1	0.4	0.1	0.15	0.75	0.75	0.75	0.75

