

HEAD OFFICE

UTTARAKHAND POLLUTION CONTROL BOARD  
Gaura Devi Paryawaran Bhawan  
46B, IT Park, Sahastradhara Road, Dehradun (Uttarakhand)



उत्तराखण्ड प्रदूषण नियंत्रण बोर्ड

गौरा देवी पर्यावरण भवन,

46बी, आई.टी. पार्क, सहस्रधारा रोड, देहरादून (उत्तराखण्ड)

Web: www.ueppcb.uk.gov.in, Email: msukpcb@yahoo.com

UKPCB/HO/Gen- 305(Vol-II)/2020-21/ 3278-657,

Date: 22/09.2020

To,

Sh. Anand Kumar,  
Additional Director & Divisional Head,  
WM-III Division,  
Central Pollution Control Board,  
Parivesh Bhawan, East Arjun Nagar,  
Delhi- 110032

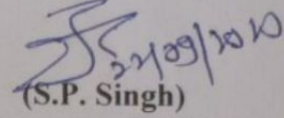
Sub:- Submission of E-Waste Annual Report under E-Waste (Management) Rules, 2016-reg.

Sir,

With reference to the above mentioned subject, please find enclosed Annual Report for E-Waste under E-Waste (Management) Rules, 2016 for the year 2019-20 of Uttarakhand State for your kind information please.

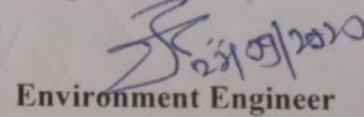
Enclosures:- as above.

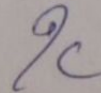
Yours Faithfully,

  
(S.P. Singh)

Environment Engineer

Copy to:- Member Secretary, UKPCB, Dehradun for kind information please.

  
Environment Engineer



**FORM 5**

[Rule 18 (1)]

**FORM FOR ANNUAL REPORT TO BE SUBMITTED BY THE STATE POLLUTION  
CONTROL BOARD TO THE CENTRAL POLLUTION CONTROL BOARD****REGIONAL OFFICE, ROORKEE**

1	Number of authorized manufacturer, refurbisher, collection center, dismantler and recycler for management of e-waste in the state or Union territory under these rules;	05
2	Categories of waste collected along with their quantities on a monthly average basis	Enclosed as Annexure- I
3	A summary statement code-wise of e-waste collected	Enclosed as Annexure -II
4	Details of material recovered from recycling of e-waste	Enclosed as Annexure -III
5	Quantity of CFL received at treatment, storage and disposal facility	Enclosed as Annexure -IV
The above report is for the period from 31/03/2019 to 31/03/2020		



AS  
Kunt


15/4/20



Annexure-I



S.No	Name of the recycler & dismantler	Categories of waste collected along with their quantities on monthly average basis
1	Attero Recycling Pvt. Ltd. Kh No- 117, Raipur Industrial Area Bhagwanpur (Recycler)	1182.46 MT/Month
2	Bharat oil & Waste Management Ltd. Mauja Mukimpur, Laksar, Haridwar (Recycler)	4.04 MT/Month
3	Resource E-waste Solution Pvt. Ltd. F-97, Industrial, Bahadarabad, Haridwar. (Recycler)	120 MT/Month
4	Scarto Metal Recycle Plant Kh no- 314, Kh, Vill Mehvar Khurd urf, Roorkee (Recycler)	47.94 MT/Month
5	Anmol Paryavaran Sanrahashan Samiti, Daulapur Hazaratpur Uurf, Budhwasahid, Daulatpur (Recycler)	0.56 MT/Month



## ANNEXURE-II

S.N.	Name of the recycler & dismantler	A Summary Statement Code wise of E-waste Collected	
1	Attero Recycling Pvt. Ltd. Kh No- 117, Raipur Industrial Area Bhagwanpur	<b>CODE</b>	<b>Quantity</b>
		ITEW 2/3/6/15 CEEW 1/2/3/4/5/Misc.	469.6 MT/Month
		ITEW 1/2/3/6/8/15 CEEW 1/2/3/4/Misc.	712.8 MT/Month
2	Bharat oil & Waste Management Ltd. Mauja Mukimpur, Laksar, Haridwar	<b>CODE</b>	<b>Monthly Average</b>
		ITEW 1 To 16 (kg)	0.47 MT
		CEEW 1to 4 (kg)	3.13 MT
		CEEW5	0.43 MT
3	Resource E-waste Solution Pvt. Ltd. F-97, Industrial, Bahadarabad, Haridwar.	ITEW 1, ITEW 2, ITEW 3, ITEW 5, ITEW 6, ITEW 8, ITEW 9, CEEW1 & CEEW 5	120 MT/Month
4	Scarto Metal Recycle Plant. Kh no- 314, Kh, Vill Mehvar Khurd urf, Roorkee	PCB: 47.94 MT/Month	
5	Anmol Paryavaran Sanrakshan Samiti, Daulapur Hazaratpur Urf, Budhwasahid, Daulatpur	ITEW 1, ITEW 2, ITEW 3, ITEW 4, ITEW 5, ITEW 6,, ITEW 7, ITEW 8, ITEW 9, ITEW 10, ITEW 11, ITEW 12, ITEW 13, ITEW 14, ITEW 15, ITEW 16 & CEEW 2	0.56 MT/Month

21/1/20



## ANNEXURE-III

ANNEXURE-III

	Name of the recycler & dismantler	Details of material recovered from recycling of E-waste. (Annual Average)		
1	Attero Recycling Pvt. Ltd. Kh No- 117, Raipur Industrial Area Bhagwanpur	CATEGORY	QUANTITY	
		Non-Ferrous Metals	522.48	
		Ferrous Metal	4622.69	
		Glass	752.93	
		Misc.	3153.10	
		Plastics	5213.12	
		Hazardous	1.29	
2	Bharat oil & Waste Management Ltd. Mauja Mukimpur, Laksar, Haridwar	CATEGORY	ANNUAL COLLECTION	MONTHLY AVERAGE
		Plastic/PVC - kg	10.71 MT	0.89 MT
		Ferrous Metal-kg	15.04 MT	1.25 MT
		Aluminum kg	7.17 MT	0.59 MT
		Glass kg	3.88 MT	0.32 MT
		Non Ferrous Metal kg	11.09 MT	0.92 MT
		IT & other component-kg	0.58 MT	0.04 MT
3	Resource E-waste Solution Pvt. Ltd. F-97, Industrial, Bahadarabad, Haridwar.	Category	Quantity	
		Non-ferrous Cu	82.36 MT	
		Aluminum	124.62 MT	
		Plastic	269MT	
4	Scarto Metal Recycle Plant. Kh no- 314, Kh, Vill- Mehvar Khurd urf, Roorkee	Low Grade copper Granules : 29.85 Ton		
5	Anmol Paryavaran Sanrakshan Samiti, Daulapur Hazaratpur Urf, Budhwasahid, Daulatpur	Category	Quantity	
		Plastic waste	4.11 MT	
		Plastic	1.13 MT	

Q-2

~~Q-2~~

11/8m

## ANNEXURE-IV

	Name of the recycler & dismantler	Quantity of CFL received at the treatment, storage and disposal facility.
1	Attero Recycling Pvt. Ltd. Kh No- 117, Raipur Industrial Area Bhagwanpur	NIL
2	Bharat oil & Waste Management Ltd. Mauja Mukimpur, Laksar, Haridwar	CFL/Tubelight-5.18 MT/Month
3	Resource E-waste Solution Pvt. Ltd. F-97, Industrial, Bahadarabad, Haridwar.	NIL
4	Scarto Metal Recycle Plant. Kh no- 314, Kh, Vill- Mehvar Khurd urf, Roorkee	NIL
5	Anmol Paryavaran Sanrakshan Samiti, Daulapur Hazaratpur Urf, Budhwasahid, Daulatpur	NIL

